

COILED TUBING JACKING FRAME

OVERVIEW

The DWELLOP Jacking Frame have for more than 20 years proven its durability and shown resilience in harsh operating conditions from around the world. The latest upgrade now allows the largest coiled tubing injectors to be skidded off well. The Frame is offered with class leading access and working environment.

The Jacking Frame can be delivered with open end for easy tool change and complete skid-off capability.

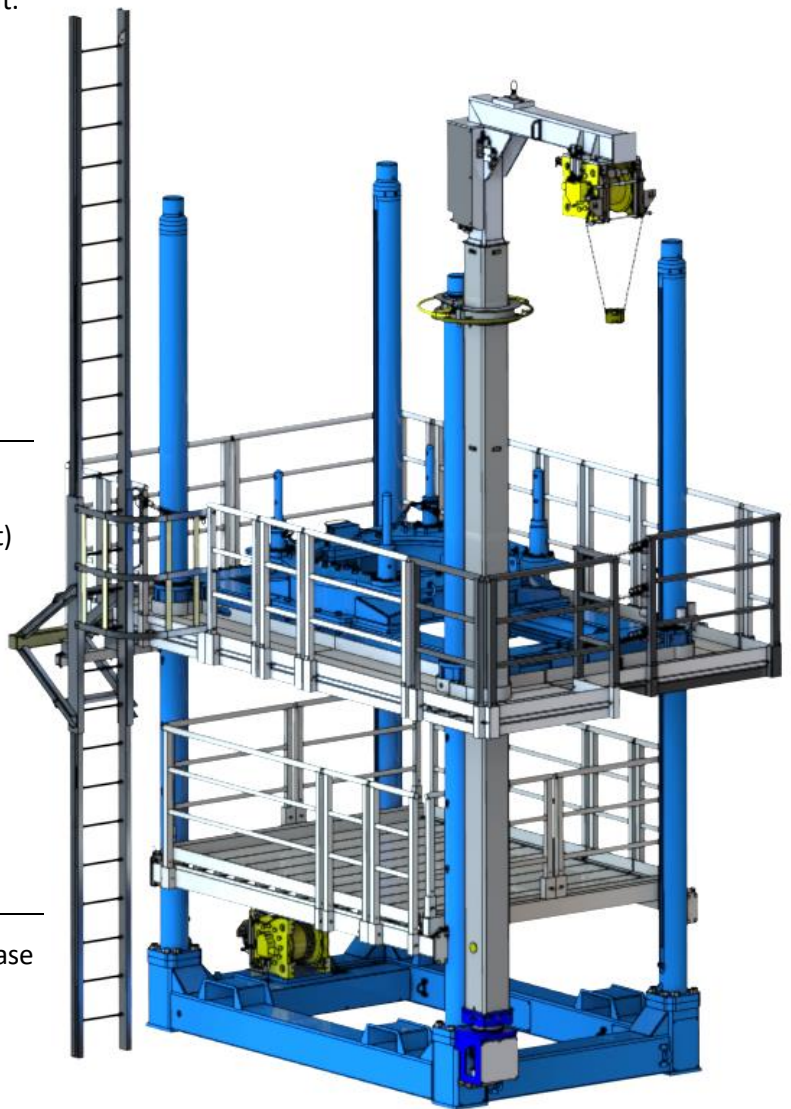
The optional Gin Pole can be customized in range and SWL.

TECHNICAL

- ❖ SWL: 20 tons
- ❖ Jacking height: 6m (18ft)
- ❖ Injector tilting
- ❖ Injector skidding
- ❖ Injector slewing
- ❖ BOP Platform

OPTIONS


- ❖ Injector platform staircase
- ❖ 3 ton Stabbing winch
- ❖ Injector goose-neck staircase
- ❖ Hydraulic injector slewing
- ❖ Stainless steel fittings
- ❖ Gin Pole with 3 ton tugger winch



IMPROVED WORKING ENVIRONMENT

IMPROVED RIG-UP AND DOWN TIME

IMPROVED OPERATIONAL EFFICIENCY



KOPPHOLEN 25

4313 SANDNES

NORWAY




+47 51 57 28 00



SALES@DWELLOP.NO

COILED TUBING JACKING FRAME



KOPPHOLEN 25

4313 SANDNES

NORWAY



+47 51 57 28 00



SALES@DWELLOP.NO